

Kube X

55×36/F



Wc
55×36 cm
24,2 kg

WC predisposto per scarico a parete
oppure a pavimento tramite curva tecnica,
con sistema di scarico **Swirlflush®**



Back to wall Wc with wall or floor (through a
pipe fitting) outlet with **Swirlflush®** system.



swirlflush®

extraglaze® antibacterial

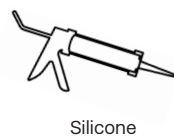
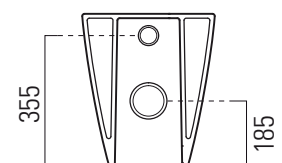
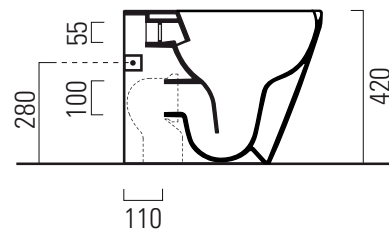
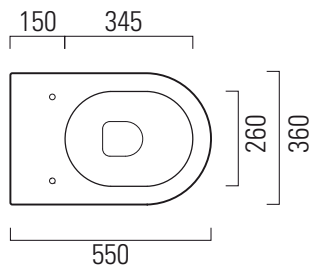
quickrelease

softclose

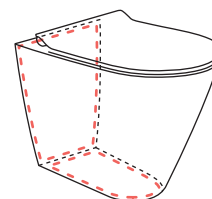
Colori - Colours	Codici - Codes	Fori - Tapholes
○ Bianco lucido - White glossy	941011	
◐ Bianco opaco - Matt white	941009	
● Ardesia	941026	

Note

- Non è consigliato l'impiego di cassette di scarico esterne, impianti dotati di rubinetto flussometro e cassette h 82/83cm.
We do not recommend the use of external flushing cisterns, systems endowed with flushometer valves and flushing cisterns h82/83cm..
- Extraglaze solo per smaltatura lucida
Extraglaze only for glossy glaze
- Kit fissaggio a scomparsa art. FISSVBT obbligatorio
Concealed fixing art. FISSVBT required





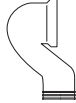
Silicone



Installazione su
Geberit Monolith
Geberit Monolith
installation

Kube X

55×36/F

Raccordi di scarico - Flushing connections	Codici - Codes	Interasse - Distance
	MCURVA	* 110 mm
	MCURVA90	* 65 mm
	MCURVASR	* 145 mm

Testato con i seguenti dispositivi di scarico | Tested with the following flushing mechanisms

GEBERIT art. 109.770.00.1 h1060mm - OLI 74 plus h1050mm - VALSIR Winner S h1140mm - VALSIR Tropea S h1060mm - VALSIR Cubik S h1060mm - VIEGA art. 771 904 h1000mm - VIEGA art. 771 904 h920mm - TECE BOX art. 9041012 h1060mm - GEBERIT art. 109.790.00.1 h1045mm - GROHE art. 38863 h1045 - TECE Box Octa h1075 art. 9370500